

GREEN CREATIVE PL LAMP CFL CROSS REFERENCE

PLC LINE								
Base	Replaces	Installation	GREEN CREATIVE Model	Product	CFL CROSS REFERENCE			
					Philips	GE	Sylvania	Lunera
 Horizontal Installation 4-pin G24q GX24q	13 -18w	Direct Electronic Ballast	5.5PLH/827/DIR 5.5PLH/827/DIR/R 5.5PLH/827/DIR/RC	57895 57895 57895	PL-C 13W/827/4P/Alto PL-T 13W/827/X/4P/Alto PL-C 18W/827/4P/Alto PL-T 18W/827/X/4P/Alto PL-T 18W/827/4P/Alto	F13DBX/827/ECO4P F13TBX/827/4P/ECO F13TBX/827/A/ECO F18DBX/827/ECO4P F18TBX/827/4P/ECO F18TBX/827/A/ECO	CF13DD/E/827 CF13DT/E/827 CF18DD/E/827 CF18DT/E/827 CF18DT/E/IN/827	
	13 -18w	Direct Electronic Ballast	5.5PLH/830/DIR 5.5PLH/830/DIR/R 5.5PLH/830/DIR/RC	57896 57896 57896	PL-C 13W/830/4P/Alto PL-T 13W/830/4P/Alto PL-C 18W/830/4P/Alto PL-T 18W/830/4P/Alto	F13DBX/830/ECO4P F13TBX/830/A/ECO F18DBX/830/ECO4P F18TBX/830/A/ECO	CF13DD/E/830 CF18DD/E/830 CF18DT/E/IN/830	
	13 -18w	Direct Electronic Ballast	5.5PLH/835/DIR 5.5PLH/835/DIR/R 5.5PLH/835/DIR/RC	57897 57897 57897	PL-C 13W/835/4P/Alto PL-C 18W/835/4P/Alto PL-T 18W/835/4P/Alto	F13DBX/835/ECO4P F13TBX/835/A/ECO F18DBX/835/ECO4P F18TBX/835/A/ECO	CF13DD/E/835 CF18DD/E/835 CF18DT/E/IN/835	
	13 -18w	Direct Electronic Ballast	5.5PLH/840/DIR 5.5PLH/840/DIR/R 5.5PLH/840/DIR/RC	57898 57898 57898	PL-C 13W/841/4P/Alto PL-C 18W/841/4P/Alto PL-T 18W/841/4P/Alto	F13DBX/841/ECO4P F13TBX/841/A/ECO F18DBX/841/ECO4P F18TBX/841/A/ECO	CF13DD/E/841 CF18DD/E/841 CF18DT/E/IN/841	
 Vertical Installation 4-pin G24q GX24q	13 -18w	Direct Electronic Ballast	6.5PLV/827/DIR 6PLV/827/DIR 6PLV/827/DIR/R	57910 28370 28370	PL-C 13W/827/4P/Alto PL-T 13W/827/X/4P/Alto PL-C 18W/827/4P/Alto PL-T 18W/827/X/4P/Alto PL-T 18W/827/4P/Alto	F13DBX/827/ECO4P F13TBX/827/4P/ECO F13TBX/827/A/ECO F18DBX/827/ECO4P F18TBX/827/4P/ECO F18TBX/827/A/ECO	CF13DD/E/827 CF13DT/E/827 CF18DD/E/827 CF18DT/E/827 CF18DT/E/IN/827	
	13 -18w	Direct Electronic Ballast	6.5PLV/830/DIR 6PLV/830/DIR 6PLV/830/DIR/R	57911 28371 28371	PL-C 13W/830/4P/Alto PL-C 18W/830/4P/Alto PL-T 18W/830/4P/Alto	F13DBX/830/ECO4P F13TBX/830/A/ECO F18DBX/830/ECO4P F18TBX/830/A/ECO	CF13DD/E/830 CF18DD/E/830 CF18DT/E/IN/830	
	13 -18w	Direct Electronic Ballast	6.5PLV/835/DIR 6PLV/835/DIR 6PLV/835/DIR/R	57912 28372 28372	PL-C 13W/835/4P/Alto PL-C 18W/835/4P/Alto PL-T 18W/835/4P/Alto	F13DBX/835/ECO4P F13TBX/835/A/ECO F18DBX/835/ECO4P F18TBX/835/A/ECO	CF13DD/E/835 CF18DD/E/835 CF18DT/E/IN/835	
	13 -18w	Direct Electronic Ballast	6.5PLV/840/DIR 6PLV/840/DIR 6PLV/840/DIR/R	57913 28373 28373	PL-C 13W/841/4P/Alto PL-C 18W/841/4P/Alto PL-T 18W/841/4P/Alto	F13DBX/841/ECO4P F13TBX/841/A/ECO F18DBX/841/ECO4P F18TBX/841/A/ECO	CF13DD/E/841 CF18DD/E/841 CF18DT/E/IN/841	
 Horizontal Installation 2/4-pin G24d, GX24d G24q, GX24q	13 -18w	BYP Bypass only HYBM Bypass / Direct on magnetic ballast	6PLH/835/BYP 6PLH/835/BYP/R 5.5PLH/835/HYBM	57904 57904 98391	Direct or Bypass PL-C 18W/835/Alto Bypass PL-C 13W/835/4P/Alto PL-C 18W/835/4P/Alto PL-T 18W/835/4P/Alto	Direct or Bypass F13DBX/835/ECO F18DBX/835/ECO Bypass F13DBX/835/ECO4P F13TBX/835/A/ECO F18DBX/835/ECO4P F18TBX/835/A/ECO	Direct or Bypass CF18DD/835 Bypass CF13DD/E/835 CF18DD/E/835 CF18DT/E/IN/835	
	13 -18w	BYP Bypass only HYBM Bypass / Direct on magnetic ballast	6PLH/840/BYP 6PLH/840/BYP/R 5.5PLH/840/HYBM	57905 57905 98392	Direct or Bypass PL-C 18W/841/Alto Bypass PL-C 13W/835/4P/Alto PL-C 18W/835/4P/Alto PL-T 18W/835/4P/Alto	Direct or Bypass F13DBX/841/ECO F18DBX/841/ECO Bypass F13DBX/841/ECO4P F13TBX/841/A/ECO F18DBX/841/ECO4P F18TBX/841/A/ECO	Direct or Bypass CF18DD/841 Bypass CF13DD/E/841 CF18DD/E/841 CF18DT/E/IN/841	

GREEN CREATIVE PL LAMP CFL CROSS REFERENCE

PLC LINE					CFL CROSS REFERENCE			
Base	Replaces	Installation	GREEN CREATIVE Model	Product	Philips	GE	Sylvania	Lunera
					<p>Vertical Installation</p> <p>2/4-pin G24d, GX24d G24q, GX24q</p>	13-18W	BYP Bypass only HYBM Bypass / Direct on magnetic ballast	7PLV/835/BYP 6.5PLV/835/BYP 5.5PLV/835/HYBM
Bypass PL-C 13W/835/4P/Alto PL-C 18W/835/4P/Alto PL-T 18W/835/4P/Alto	Bypass F13DBX/835/ECO4P F13TBX/835/A/ECO F18DBX/835/ECO4P F18TBX/835/A/ECO	Bypass CF13DD/E/835 CF18DD/E/835 CF18DT/E/IN/835						
<p>Vertical Installation</p> <p>2/4-pin G24d, GX24d G24q, GX24q</p>	13-18W	BYP Bypass only HYBM Bypass / Direct on magnetic ballast	7PLV/840/BYP 6.5PLV/840/BYP 5.5PLV/840/HYBM	57920 28361 98386	Direct or Bypass PL-C 18W/841/Alto	Direct or Bypass F13DBX/841/ECO F18DBX/841/ECO	Direct or Bypass CF18DD/841	
					Bypass PL-C 13W/835/4P/Alto PL-C 18W/835/4P/Alto PL-T 18W/835/4P/Alto	Bypass F13DBX/841/ECO4P F13TBX/841/A/ECO F18DBX/841/ECO4P F18TBX/841/A/ECO	Bypass CF13DD/E/841 CF18DD/E/841 CF18DT/E/IN/841	
<p>Horizontal Installation</p> <p>4-pin G24q, GX24q</p>	26-42W	Direct Electronic Ballast	9.5PLH/827/DIR 8.5PLH/827/DIR 8.5PLH/827/DIR/R	57899 28366 28366	PL-C 26W/827/4P/Alto PL-T 26W/827/X/4P/Alto	F26DBX/827/ECO4P F26TBX/827/4P/ECO	CF26DD/E/827 CF26DT/E/827	HN-H-G24Q-26W- 2700-G2
					PL-T 26W/827/4P/Alto PL-T 32W/827/4P/Alto PL-T 42W/827/4P/Alto	F26TBX/827/A/ECO F32TBX/827/A/ECO F42TBX/827/A/ECO	CF26DT/E/IN/827 CF32DT/E/IN/827 CF42DT/E/IN/827	
	26-42W	Direct Electronic Ballast	9.5PLH/830/DIR 8.5PLH/830/DIR 8.5PLH/830/DIR/R	57900 28367 28367	PL-C 26W/830/4P/Alto PL-T 26W/830/4P/Alto	F26DBX/830/ECO4P F26TBX/830/A/ECO	CF26DD/E/830 CF26DT/E/IN/830	HN-H-G24Q-26W- 3000-G2
					PL-T 32W/830/4P/Alto PL-T 42W/830/4P/Alto	F32TBX/830/A/ECO F42TBX/830/A/ECO	CF32DT/E/IN/830 CF42DT/E/IN/830	
	26-42W	Direct Electronic Ballast	9.5PLH/835/DIR 8.5PLH/835/DIR 8.5PLH/835/DIR/R	57901 28368 28368	PL-C 26W/835/4P/Alto PL-T 26W/835/4P/Alto	F26DBX/835/ECO4P F26TBX/835/A/ECO	CF26DD/E/835 CF26DT/E/IN/835	HN-H-G24Q-26W- 3500-G2
PL-T 32W/835/4P/Alto PL-T 42W/835/4P/Alto					F32TBX/835/A/ECO F42TBX/835/A/ECO	CF32DT/E/IN/835 CF42DT/E/IN/835		
26-42W	Direct Electronic Ballast	9.5PLH/840/DIR 8.5PLH/840/DIR 8.5PLH/840/DIR/R	57902 28369 28369	PL-C 26W/841/4P/Alto PL-T 26W/841/4P/Alto	F26DBX/841/ECO4P F26TBX/841/A/ECO	CF26DD/E/841 CF26DT/E/IN/841	HN-H-G24Q-26W- 4000-G2	
26-42W	Direct Electronic Ballast	10.5PLH/930/DIR (High CRI)	57903	PL-C 26W/830/4P/Alto PL-T 26W/830/4P/Alto	F26DBX/830/ECO4P F26TBX/830/A/ECO	CF26DD/E/830 CF26DT/E/IN/830		
<p>Vertical Installation</p> <p>4-pin G24q, GX24q</p>	26-42W	Direct Electronic Ballast	10PLV/827/DIR 9.5PLV/827/DIR 9.5PLV/827/DIR/R	57914 28374 28374	PL-C 26W/827/4P/Alto PL-T 26W/827/X/4P/Alto	F26DBX/827/ECO4P F26TBX/827/4P/ECO	CF26DD/E/827 CF26DT/E/827	HN-V-G24Q-26W- 2700-G2
					PL-T 26W/827/4P/Alto PL-T 32W/827/4P/Alto PL-T 42W/827/4P/Alto	F26TBX/827/A/ECO F32TBX/827/A/ECO F42TBX/827/A/ECO	CF26DT/E/IN/827 CF32DT/E/IN/827 CF42DT/E/IN/827	
	26-42W	Direct Electronic Ballast	10PLV/830/DIR 9.5PLV/830/DIR 9.5PLV/830/DIR/RC	57915 28375 28375	PL-C 26W/830/4P/Alto PL-T 26W/830/4P/Alto	F26DBX/830/ECO4P F26TBX/830/A/ECO	CF26DD/E/830 CF26DT/E/IN/830	HN-V-G24Q-26W- 3000-G2
					PL-T 32W/830/4P/Alto PL-T 42W/830/4P/Alto	F32TBX/830/A/ECO F42TBX/830/A/ECO	CF32DT/E/IN/830 CF42DT/E/IN/830	
26-42W	Direct Electronic Ballast	10PLV/835/DIR 9.5PLV/835/DIR 9.5PLV/835/DIR/RC	57916 28376 28376	PL-C 26W/835/4P/Alto PL-T 26W/835/4P/Alto	F26DBX/835/ECO4P F26TBX/835/A/ECO	CF26DD/E/835 CF26DT/E/IN/835	HN-V-G24Q-26W- 3500-G2	
				PL-T 32W/835/4P/Alto PL-T 42W/835/4P/Alto	F32TBX/835/A/ECO F42TBX/835/A/ECO	CF32DT/E/IN/835 CF42DT/E/IN/835		
26-42W	Direct Electronic Ballast	10PLV/840/DIR 9.5PLV/840/DIR 9.5PLV/840/DIR/RC	57917 28377 28377	PL-C 26W/841/4P/Alto PL-T 26W/841/4P/Alto	F26DBX/841/ECO4P F26TBX/841/A/ECO	CF26DD/E/841 CF26DT/E/IN/841	HN-V-G24Q-26W- 4000-G2	
26-42W	Direct Electronic Ballast	10PLV/840/DIR 9.5PLV/840/DIR 9.5PLV/840/DIR/RC	57917 28377 28377	PL-T 32W/841/4P/Alto PL-T 42W/841/4P/Alto	F32TBX/841/A/ECO F42TBX/841/A/ECO	CF32DT/E/IN/841 CF42DT/E/IN/841		

GREEN CREATIVE PL LAMP CFL CROSS REFERENCE

PLC LINE								
Base	Replaces	Installation	GREEN CREATIVE Model	Product	CFL CROSS REFERENCE			
					Philips	GE	Sylvania	Lunera
<p>Vertical Installation</p> <p>4-pin G24q, GX24q</p>	26-42W	Direct Electronic Ballast	11PLV/930/DIR (High CRI)	57918	PL-C 26W/830/4P/Alto PL-T 26W/830/4P/Alto PL-T 32W/830/4P/Alto PL-T 42W/830/4P/Alto	F26DBX/830/ECO4P F26TBX/830/A/ECO F32TBX/830/A/ECO F42TBX/830/A/ECO	CF26DD/E/830 CF26DT/E/IN/830 CF32DT/E/IN/830 CF42DT/E/IN/830	
<p>Horizontal Installation</p> <p>4-pin G24d, GX24d</p>	26-42W	BYP Bypass only HYBM Bypass / Direct on magnetic ballast	10.5PLH/827/BYP 9.5PLH/827/BYP 8PLH/827/HYBM	57906 28354 98399	Direct or Bypass PL-C 26W/827/Alto	Direct or Bypass F26DBX/827/ECO F26DBX/E/827/ECO	Direct or Bypass CF26DD/827	HN-H-G24D-B-13W- 827-G4 HN-H-G24D-26W- 2700-G2 HN-PLVH-G24Q-L- 10W-827
	26-42W	BYP Bypass only HYBM Bypass / Direct on magnetic ballast	10.5PLH/830/BYP 9.5PLH/830/BYP 8PLH/830/HYBM	57907 28355 98400	Direct or Bypass PL-C 26W/830/Alto	Direct or Bypass F26DBX/830/ECO F26DBX/E/830/ECO	Direct or Bypass CF26DD/830	HN-H-G24D-B-13W- 830-G4 HN-H-G24D-26W- 3000-G2 HN-PLVH-G24Q-L- 10W-830
26-42W	BYP Bypass only HYBM Bypass / Direct on magnetic ballast	10.5PLH/835/BYP 9.5PLH/835/BYP 8PLH/835/HYBM	57908 28357 98401	Direct or Bypass PL-C 26W/835/Alto	Direct or Bypass F26DBX/835/ECO F26DBX/E/835/ECO	Direct or Bypass CF26DD/835	HN-H-G24D-B-13W- 835-G4 HN-H-G24D-26W- 3500-G2 HN-PLVH-G24Q-L- 10W-835	
26-42W	BYP Bypass only HYBM Bypass / Direct on magnetic ballast	10.5PLH/840/BYP 9.5PLH/840/BYP 8PLH/840/HYBM	57909 28357 98402	Direct or Bypass PL-C 26W/841/Alto	Direct or Bypass F26DBX/841/ECO F26DBX/E/841/ECO	Direct or Bypass CF26DD/841	HN-H-G24D-B-13W- 840-G4 HN-H-G24D-26W- 4000-G2 HN-PLVH-G24Q-L- 10W-840	
<p>Vertical Installation</p> <p>2/4-pin G24d, GX24d G24q, GX24q</p>	26-42W	BYP Bypass only HYBM Bypass / Direct on magnetic ballast	11.5PLV/827/BYP 10PLV/827/BYP 8.5PLV/827/HYBM	57921 28362 98387	Direct or Bypass PL-C 26W/827/Alto	Direct or Bypass F26DBX/827/ECO F26DBX/E/827/ECO	Direct or Bypass CF26DD/827	HN-V-G24D-B-13W- 827-G4 HN-V-G24D-26W- 2700-G2 HN-PLVH-G24Q-L- 10W-827
26-42W	BYP Bypass only HYBM Bypass / Direct on magnetic ballast	11.5PLV/830/BYP 10PLV/830/BYP 8.5PLV/830/HYBM	57922 28363 98388	Direct or Bypass PL-C 26W/830/Alto	Direct or Bypass F26DBX/830/ECO F26DBX/E/830/ECO	Direct or Bypass CF26DD/830	HN-V-G24D-B-13W- 830-G4 HN-V-G24D-26W- 3000-G2 HN-PLVH-G24Q-L- 10W-830	

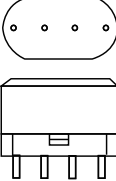
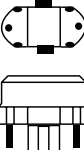

GREEN CREATIVE PL LAMP CFL CROSS REFERENCE

PLC LINE								
Base	Replaces	Installation	GREEN CREATIVE Model	Product	CFL CROSS REFERENCE			
					Philips	GE	Sylvania	Lunera
 Vertical Installation 2/4-pin G24d, GX24d G24q, GX24q	26-42W	BYP Bypass only HYBM Bypass / Direct on magnetic ballast	11.5PLV/835/BYP 10PLV/835/BYP 8.5PLV/835/HYBM	57923 28364 98389	Direct or Bypass PL-C 26W/835/Alto Bypass PL-C 26W/835/4P/Alto PL-T 26W/835/4P/Alto PL-T 32W/835/4P/Alto PL-T 42W/835/4P/Alto	Direct or Bypass F26DBX/835/ECO F26DBX/E/835/ECO Bypass F26DBX/835/ECO4P F26TBX/835/A/ECO F32TBX/835/A/ECO F42TBX/835/A/ECO	Direct or Bypass CF26DD/835 Bypass CF26DD/E/835 CF26DT/E/IN/835 CF32DT/E/IN/835 CF42DT/E/IN/835	HN-V-G24D-B-13W-835-G4 HN-V-G24D-26W-3500-G2 HN-PLVH-G24Q-L-10W-835
	26-42W	BYP Bypass only HYBM Bypass / Direct on magnetic ballast	11.5PLV/840/BYP 10PLV/840/BYP 8.5PLV/840/HYBM	57924 28365 98390	Direct or Bypass PL-C 26W/841/Alto Bypass PL-C 26W/841/4P/Alto PL-T 26W/841/4P/Alto PL-T 32W/841/4P/Alto PL-T 42W/841/4P/Alto	Direct or Bypass F26DBX/841/ECO F26DBX/E/841/ECO Bypass F26DBX/841/ECO4P F26TBX/841/A/ECO F32TBX/841/A/ECO F42TBX/841/A/ECO	Direct or Bypass CF26DD/841 Bypass CF26DD/E/841 CF32DT/E/IN/841 CF42DT/E/IN/841	HN-V-G24D-B-13W-840-G4 HN-V-G24D-26W-4000-G2 HN-PLVH-G24Q-L-10W-840
 Horizontal Installation 4-pin G24d, GX24d	42W	Direct Electronic Ballast	14.5PLH/830/DIR	98244	PL-T 42W/830/4P/ALTO PL-T 42W/830/A/4P/ALTO PL-T 42W/830/XEW/A/4P /ALTO 33W	F42TBX/830/A/ECO	CF42DT/E/IN/830 CF42DT/E/IN/830/XL/ECO	HN-H-G24Q-B-11W-830-G4
	42W	Direct Electronic Ballast	14.5PLH/835/DIR	98245	PL-T 42W/835/4P/ALTO PL-T 42W/835/A/4P/ALTO PL-T 42W/835/XEW/A/4P /ALTO 33W	F42TBX/835/A/ECO	CF42DT/E/IN/835 CF42DT/E/IN/835/XL/ECO	HN-H-G24Q-B-11W-835-G4
	42W	Direct Electronic Ballast	14.5PLH/840/DIR	98246	PL-T 42W/841/4P/ALTO PL-T 42W/841/A/4P/ALTO PL-T 42W/841/XEW/A/4P /ALTO 33W	F42TBX/841/A/ECO	CF42DT/E/IN/841 CF42DT/EIN/841/XL/ECO	HN-H-G24Q-B-11W-840-G4
 Vertical Installation 4-pin G24q, GX24q	42W	Direct Electronic Ballast	17PLV/830/DIR	98248	PL-T 42W/830/4P/ALTO PL-T 42W/830/A/4P/ALTO PL-T 42W/830/XEW/A/4P /ALTO 33W	F42TBX/830/A/ECO	CF42DT/E/IN/830 CF42DT/E/IN/830/XL/ECO	HN-V-G24Q-B-11W-830-G4
	42W	Direct Electronic Ballast	17PLV/835/DIR	98249	PL-T 42W/835/4P/ALTO PL-T 42W/835/A/4P/ALTO PL-T 42W/835/XEW/A/4P /ALTO 33W	F42TBX/835/A/ECO	CF42DT/E/IN/835 CF42DT/E/IN/835/XL/ECO	HN-V-G24Q-B-11W-835-G4
	42W	Direct Electronic Ballast	17PLV/840/DIR	98250	PL-T 42W/841/4P/ALTO PL-T 42W/841/A/4P/ALTO PL-T 42W/841/XEW/A/4P /ALTO 33W	F42TBX/841/A/ECO	CF42DT/E/IN/841 CF42DT/EIN/841/XL/ECO	HN-V-G24Q-B-11W-840-G4
 Horizontal Installation 2/4-pin G24d, GX24d G24q, GX24q	42W	Bypass	15.5PLH/830/BYP	98252	PL-T 42W/830/4P/ALTO PL-T 42W/830/A/4P/ALTO PL-T 42W/830/XEW/A/4P /ALTO 33W	F42TBX/830/A/ECO	CF42DT/E/IN/830 CF42DT/E/IN/830/XL/ECO	1HN-PLVH-G24Q-L-20W-830
	42W	Bypass	15.5PLH/835/BYP	98253	PL-T 42W/835/4P/ALTO PL-T 42W/835/A/4P/ALTO PL-T 42W/835/XEW/A/4P /ALTO 33W	F42TBX/835/A/ECO	CF42DT/E/IN/835 CF42DT/E/IN/835/XL/ECO	HN-PLVH-G24Q-L-20W-835
	42W	Bypass	15.5PLH/840/BYP	98254	PL-T 42W/841/4P/ALTO PL-T 42W/841/A/4P/ALTO PL-T 42W/841/XEW/A/4P /ALTO 33W*	F42TBX/841/A/ECO	CF42DT/E/IN/841 CF42DT/EIN/841/XL/ECO	HN-PLVH-G24Q-L-20W-840

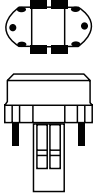

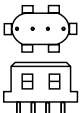
GREEN CREATIVE PL LAMP CFL CROSS REFERENCE

PLC LINE								
Base	Replaces	Installation	GREEN CREATIVE Model	Product	CFL CROSS REFERENCE			
					Philips	GE	Sylvania	Lunera
<p>Vertical Installation 2/4-pin G24d, GX24d G24q, GX24q</p>	42W	Bypass	16.5PLV/830/BYP	98256	PL-T 42W/830/4P/ALTO PL-T 42W/830/A/4P/ALTO PL-T 42W/830/XEW/A/4P /ALTO 33W	F42TBX/830/A/ECO	CF42DT/E/IN/830 CF42DT/E/IN/830/XL/ECO	HN-PLVH-G24Q-L-20W-830
	42W	Bypass	16.5PLV/835/BYP	98257	PL-T 42W/835/4P/ALTO PL-T 42W/835/A/4P/ALTO PL-T 42W/835/XEW/A/4P /ALTO 33W	F42TBX/835/A/ECO	CF42DT/E/IN/835 CF42DT/E/IN/835/XL/ECO	HN-PLVH-G24Q-L-20W-835
	42W	Bypass	16.5PLV/840/BYP	98258	PL-T 42W/841/4P/ALTO PL-T 42W/841/A/4P/ALTO PL-T 42W/841/XEW/A/4P /ALTO 33W	F42TBX/841/A/ECO	CF42DT/E/IN/841 CF42DT/EIN/841/XL/ECO	HN-PLVH-G24Q-L-20W-840
<p>E26</p>	13W	Bypass	6PLH/830/BYP/E26 5.5PLH/830/BYP/E26	57925 98393	E26 downlight & sconce applications	E26 downlight & sconce applications	E26 downlight & sconce applications	
	13W	Bypass	6PLH/835/BYP/E26 5.5PLH/835/BYP/E26	57926 98394	E26 downlight & sconce applications	E26 downlight & sconce applications	E26 downlight & sconce applications	
	13W	Bypass	6PLH/840/BYP/E26 5.5PLH/840/BYP/E26	57927 98395	E26 downlight & sconce applications	E26 downlight & sconce applications	E26 downlight & sconce applications	
<p>GU24</p>	13W	Bypass	6PLH/830/BYP/GU24 6PLH/830/BYP/GU24/R 5.5PLH/830/BYP/GU24	57928 57928 98396	GU24 downlight & sconce applications	GU24 downlight & sconce applications	GU24 downlight & sconce applications	
	13W	Bypass	6PLH/835/BYP/GU24 6PLH/835/BYP/GU24/R 5.5PLH/835/BYP/GU24	57929 57929 98397	GU24 downlight & sconce applications	GU24 downlight & sconce applications	GU24 downlight & sconce applications	
	13W	Bypass	6PLH/840/BYP/GU24 6PLH/840/BYP/GU24/R 5.5PLH/840/BYP/GU24	57930 57930 98398	GU24 downlight & sconce applications	GU24 downlight & sconce applications	GU24 downlight & sconce applications	
PLL LINE								
<p>4-pin 2G11</p>	36W	Direct Electronic Ballast	14.5PLL/835/DIR 14.5PLL/835/GL/DIR	97750 98488	PL-L 36W/835	F39/36BX/SPX35	FT36DL/835	
	36W	Direct Electronic Ballast	14.5PLL/840/GL/DIR	98489	PL-L 36W/841	F39/36BX/SPX41	FT36DL/841	
	40W	Direct Electronic Ballast	17PLL/830/DIR 13PLL/830/GL/DIR	97745 98477	PL-L 40W/830/RS/IS PL-L 40W/830/XEW/4P /IS 25W	F40/30BX/SPX30 F40/25BX830/IS/WM	FT40DL/830/RS FT40DL/25W/830/SS/ECO	HN-PLL-D-22-22W-830-G1
	40W	Direct Electronic Ballast	17PLL/830/DIR 13PLL/830/GL/DIR	97746 98478	PL-L 40W/835/RS/IS PL-L 40W/835/XEW/4P /IS 25W	F40/30BX/SPX35 F40/25BX835/IS/WM	FT40DL/835/RS FT40DL/25W/835/SS/ECO	HN-PLL-D-22-22W-835-G1
	40W	Direct Electronic Ballast	17PLL/840/DIR 13PLL/840/GL/DIR	97747 98479	PL-L 40W/840/RS/IS PL-L 40W/840/XEW/4P /IS 25W	F40/30BX/SPX40 F40/25BX840/IS/WM	FT40DL/840/RS FT40DL/25W/840/SS/ECO	HN-PLL-D-22-22W-840-G1

GREEN CREATIVE PL LAMP CFL CROSS REFERENCE

PLL LINE								
Base	Replaces	Installation	GREEN CREATIVE Model	Product	CFL CROSS REFERENCE			
					Philips	GE	Sylvania	Lunera
 4-pin 2G11	18W	Bypass	8.5PLL/835/GL/BYP	34858	PL-L 18W/835	F18BX/SPX35 F18BX/SPX35/RS	FT18DL/835 FT18DL/835/RS	
	18W	Bypass	8.5PLL/840/GL/BYP	34859	PL-L 18W/841	F18BX/SPX41 F18BX/SPX41/RS	FT18DL/841 FT18DL/841/RS	
	24W	Bypass	10PLL/835/GL/BYP	34861	PL-L 24W/835	F27/24BX/SPX35	FT24DL/835	
	24W	Bypass	10PLL/840/GL/BYP	34862	PL-L 24W/841	F27/24BX/SPX41	FT24DL/841	
	36W	Bypass	16PLL/835/GL/BYP	34864	PL-L 36W/835	F39/36BX/SPX35	FT36DL/835	
	36W	Bypass	16PLL/840/GL/BYP	34865	PL-L 36W/841	F39/36BX/SPX41	FT36DL/841	
	40W	Bypass	17PLL/830/GL/BYP	34866	PL-L 40W/830/RS/IS PL-L 40W/830/XEW/4P/ IS 25W	F40/30BX/SPX30 F40/25BX830/IS/WM	FT40DL/830/RS FT40DL/25W/830/SS/ECO	
	40W	Bypass	17PLL/835/GL/BYP	34867	PL-L 40W/835/RS/IS PL-L 40W/835/XEW/4P/ IS 25W	F40/30BX/SPX35 F40/25BX835/IS/WM	FT40DL/835/RS FT40DL/25W/835/SS/ECO	
	40W	Bypass	17PLL/840/GL/BYP	34868	PL-L 40W/840/RS/IS PL-L 40W/840/XEW/4P/ IS 25W	F40/30BX/SPX40 F40/25BX840/IS/WM	FT40DL/840/RS FT40DL/25W/840/SS/ECO	
PLS LINE								
 2-pin G23	7-9W	Bypass / Direct on magnetic ballast	3.5PLS/827/HYB/G23	57812	PL-S 7W/827/2P/Alto PL-S 9W/827/2P/Alto	F7BX/827/ECO F9BX/827/ECO	CF7DS/827/ECO CF9DS/827/ECO	
	7-9W	Bypass / Direct on magnetic ballast	3.5PLS/835/HYB/G23	57814	PL-S 7W/835/2P/Alto PL-S 9W/835/2P/Alto	F7BX/835/ECO F9BX/835/ECO	CF7DS/835/ECO CF9DS/835/ECO	
 4-pin 2G7	7-9W	Bypass	3.5PLS/835/BYP/2G7	57818	MASTER PL-S 7W/840/4P MASTER PL-S 9W/840/4P	F7BX/840/4P F9BX/840/4P	CF7DS/E/841 CF9DS/E/841	

GREEN CREATIVE PL LAMP CFL CROSS REFERENCE

PLS LINE								
Base	Replaces	Installation	GREEN CREATIVE Model	Product	CFL CROSS REFERENCE			
					Philips	GE	Sylvania	Lunera
 2-pin GX23	13W	Bypass / Direct on magnetic ballast	5.5PLS/827/HYB/GX23	57820	PL-S 13W/827/2P/Alto	F13BX/827/ECO F13BX/E/827/ECO	CF13DS/827/ECO CFT13WDS/EC/827/ECO	HN-H-GX23-U-5W-827-G4
	13W	Bypass / Direct on magnetic ballast	5.5PLS/830/HYB/GX23	57821	PL-S 13W/830/2P/Alto	F13BX/830/ECO F13BX/E/830/ECO	CF13DS/830/ECO CFT13WDS/EC/830/ECO	HN-H-GX23-U-5W-830-G4
	13W	Bypass / Direct on magnetic ballast	5.5PLS/835/HYB/GX23	57822	PL-S 13W/835/2P/Alto	F13BX/835/ECO F13BX/E/835/ECO	CF13DS/835/ECO CFT13WDS/EC/835/ECO	HN-H-GX23-U-5W-835-G4
	13W	Bypass / Direct on magnetic ballast	5.5PLS/840/HYB/GX23	57823	PL-S 13W/841/2P/Alto	F13BX/841/ECO F13BX/E/841/ECO	CF13DS/841/ECO CFT13WDS/EC/841/ECO	HN-H-GX23-U-5W-840-G4
	13W	Bypass / Direct on magnetic ballast	6PLS/827/HYB/GX23 6PLS/827/HYB/GX23/R 5.5PLSH/827/HYB/GX23	57962 57962 98407	PL-C 13W/827/USA/Alto	F13DBX23/827/ECO	CF13DD/827 CF13DD/827/ECO	
	13W	Bypass / Direct on magnetic ballast	6PLS/830/HYB/GX23 6PLS/830/HYB/GX23/R 5.5PLSH/830/HYB/GX23	57963 57963 98408	PL-C 13W/830/USA/Alto	F13DBX23/830/ECO	CF13DD/830 CF13DD/830/ECO	
	13W	Bypass / Direct on magnetic ballast	6PLS/835/HYB/GX23 6PLS/835/HYB/GX23/R 5.5PLSH/835/HYB/GX23	57964 57964 98409	PL-C 13W/835/USA/Alto	F13DBX23/835/ECO	CF13DD/835 CF13DD/835/ECO	
	13W	Bypass / Direct on magnetic ballast	6PLS/840/HYB/GX23 6PLS/840/HYB/GX23/R 5.5PLSH/840/HYB/GX23	57965 57965 98410	PL-C 13W/841/USA/Alto	F13DBX23/841/ECO	CF13DD/841 CF13DD/841/ECO	
 Vertical Installation 2-pin GX23	13W	Bypass / Direct on magnetic ballast	7PLSV/827/HYB/GX23 6.5PLSV/827/HYB/GX23 5.5PLSV/827/HYB/GX23	57931 28378 98403	PL-S 13W/827/2P/Alto	F13BX/827/ECO F13BX/E/827/ECO	CF13DS/827/ECO CFT13WDS/EC/827/ECO	
	13W	Bypass / Direct on magnetic ballast	7PLSV/830/HYB/GX23 6.5PLSV/830/HYB/GX23 5.5PLSV/830/HYB/GX23	57932 28379 98404	PL-S 13W/830/2P/Alto	F13BX/830/ECO F13BX/E/830/ECO	CF13DS/830/ECO CFT13WDS/EC/830/ECO	
	13W	Bypass / Direct on magnetic ballast	7PLSV/835/HYB/GX23 6.5PLSV/835/HYB/GX23 5.5PLSV/835/HYB/GX23	57933 28380 98405	PL-S 13W/835/2P/Alto	F13BX/835/ECO F13BX/E/835/ECO	CF13DS/835/ECO CFT13WDS/EC/835/ECO	
	13W	Bypass / Direct on magnetic ballast	7PLSV/840/HYB/GX23 6.5PLSV/840/HYB/GX23 5.5PLSV/840/HYB/GX23	57934 28381 98406	PL-S 13W/841/2P/Alto	F13BX/841/ECO F13BX/E/841/ECO	CF13DS/841/ECO CFT13WDS/EC/841/ECO	
 4-pin 2GX7	13W	Bypass	5.5PLS/835/BYP/2GX7	57826			CF13DS/E/841	