


EYELITE®

from EYE Lighting



WMT Series Wallpack Lighting

Project:

Type:

Catalog #:

Prepared by:

Date:

Notes:

General Commercial and Industrial Applications Include

Exterior Surfaces, Building Access/Entrances, Walkways, Building Edge Parking, Building Perimeter, and Security Lighting

Specification Features

Construction

The WMT wallpack line is available in 30W, 50W and 80W models suitable for exterior surfaces and outdoor area lighting. The housing is designed with integrated heat fins for optimal thermal management. Durable rubber and silicone gaskets are used to seal electrical compartments.

The housing is a two-piece die-cast aluminum designed for excellent heat dissipation, durability and long service life.

An integral back box is hinged for easy access to the wiring compartment. The smaller 30W wallpack has three 3/4" diameter threaded capped openings while the larger 50W and 80W wallpacks have four 3/4" diameter threaded capped openings. These provide entry for conduit or optional button photo control. If a button photo control will not be used, the threaded caps remain sealed to the back box.

Mounting

The WMT-Series wallpack back box design allows the luminaire to be easily installed and positioned on exterior surface mounting compatible with most standard junction box connections.

Optics

For the 30W wallpack the LED COB is covered with a clear UV-resistant protective, tempered glass lens and set with reflectors designed to deliver optimal light output. The 50W and 80W wallpacks use LED COBs set with aluminum reflectors in the optics compartment protected by durable polycarbonate lenses, producing a powerful wide beam light distribution.

Electrical

The internal power-factor-corrected switch-mode means a constant current driver accepts 100 to 277V, at /60hz AC supply without any variation in light output. Both the 30W and 80W wallpacks are for use in ambient operating temperature of -20°C to +40°C, including wet locations. The 50W wallpack is rated for use in ambient operating temperature of -20°C to +35°C, including wet locations. The 3-wire power cord can be connected through the back of the hinged casting to facilitate wiring into a junction box or other source.

Finish

EYE Lighting utilizes a multi-stage cleaning, pretreatment and chemical conversion coating process. A durable polyester powdercoat is then electrostatically applied to a 2 to 3 mil thickness. This process ensures protection from impact, UV and salt spray damage.

Warranty

5 Year Limited LED Luminaire Warranty to the original purchaser that the luminaire shall be free from defects in material and workmanship for up to five (5) years from date of shipment. This limited warranty covers the fixture, LED driver and LEDs when installed and operated according to manufacturer's instructions. See EYE Lighting's full Warranty and Terms & Condition of Sale at www.eyelighting.com.

Listings and Ratings

UL wet location listed. The wallpacks are tested to IESNA LM-79-08 standards at 25° C ambient. IES files are available at www.eyelighting.com.



Order Guide

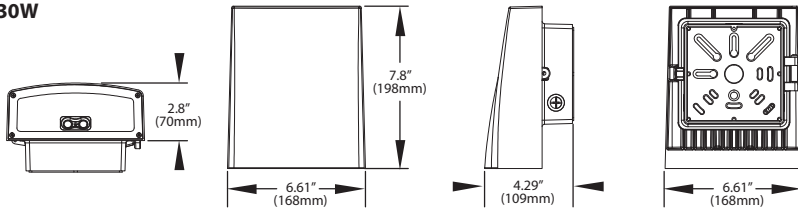
SAMPLE NUMBER : WMT-50L-408-W-UNV-DB

FAMILY	WATTAGE / SOURCE	CCT	CRI	DISTRIBUTION	VOLTAGE	COLOR
WMT		40	8	W	UNV	
WMT = Wall Mount	30L = 30W LED 50L = 50W LED 80L = 80W LED	40 = 4000K	8 = 80 CRI 7 = 85 CRI*	W = Wide	UNV = 120-277V	DB = Dark Bronze WH = White

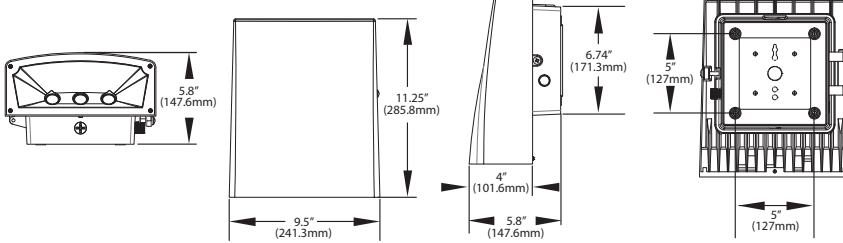
*Only applicable for 30W model.

Dimensions

30W



50W & 80W



Weight 30W : 3.4 lb (1.54 kg)
 50W : 8.3 lb (3.75 kg)
 80W : 9.3 lb (4.25 kg)

Performance Data

Wattage Summary

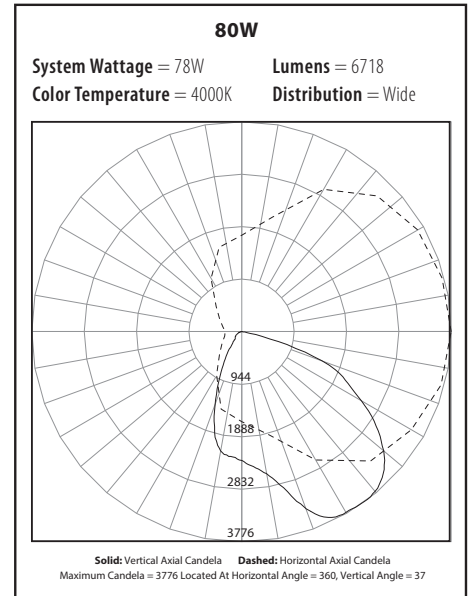
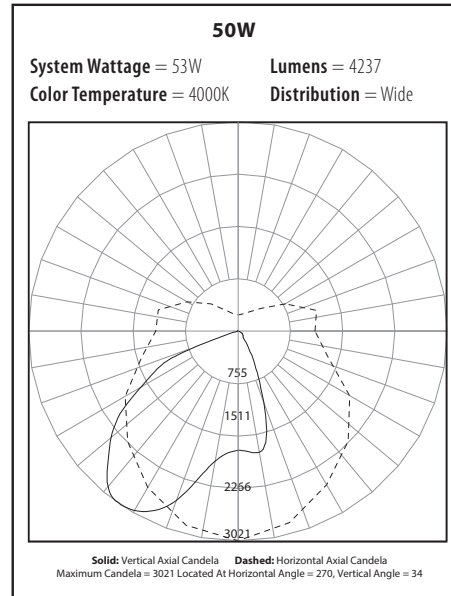
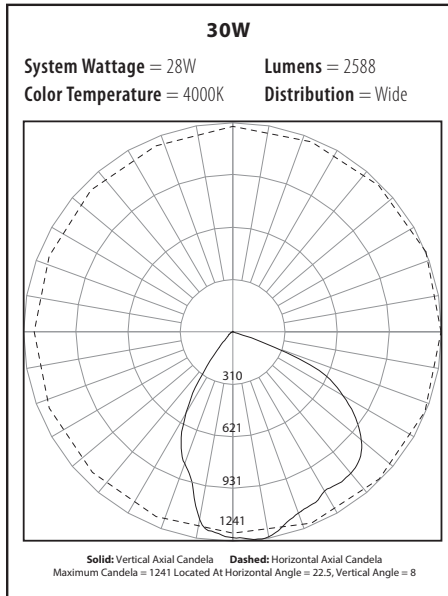
Model	LED Qty.	Drive Current	Average Lumens	Lumen Maintenance	
				(L70 At 25°C)	(L70 At 40°C)
30W	2	371 mA	2700	79,000 hrs.	79,000 hrs.
50W	3	399 mA	4000	79,000 hrs.	79,000 hrs.
80W	3	664 mA	7000	121,000 hrs.	121,000 hrs.

Ambient Data

Ambient Temperature	Lumen Multiplier
15°C	1.00
25°C	1.00
40°C	1.00

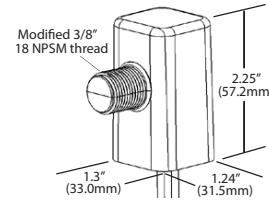
Test condition for diode case is 85°C temperature at maximum mA, lumen maintenance at 15°C, 25°C, and 40°C were the same, no lumen depreciation is projected resulting in lumen multiplier of 1.

Photometric Data (Please visit eyelighting.com for IES files.)



**BUTTON PHOTOCONTROL
 BPC-EK4036S**

(Optional Button Photocontrol, field installed - sold separately)



**BPC Order Guide
 (Ordered Separately)**

BPC-EK4036S

FAMILY	MODEL
BPC	EK4036S
BPC	EK4036S = field installed BPC

EYE Lighting International of North America, Inc.

a division of Iwasaki Electric of Japan

9150 Hendricks Road
 Mentor, Ohio 44060

Tel: (888) 665-2677
 Fax: (440) 350-7001

www.eyelighting.com